

# PYROFUSE

## Pyrotechnic Circuit Breaker

Introducing the PyroFuse from Sensata Technologies – the ultimate high-voltage safety solution. The STPS500 series PyroFuse is specifically designed to support a wide range of high-voltage applications, including automotive, charging, aerospace, and industrial systems. In the event of a short circuit or accident, the device quickly disconnects the load, safeguarding both the electrical system and the safety of drivers and passengers. It offers key features such as high continuous current-carrying capability, rapid response time, high breaking capacity, excellent post-isolation resistance, and a fully enclosed housing that prevents gas release during interruption events. These features work together to enhance overall system safety and reliability, all in a lightweight, compact design that integrates seamlessly without adding significant weight or bulk.

### Highlights

- Sensata part number: STPS500
- Max continuous current 500A.
- Max breaking capacity:
  - 1) 500V/20000A @14uH.
  - 2) 1000V/18000A @10uH.
- Bi-directional device
- Irreversible current separation

### Applications

- Battery disconnection to prevent fire or damage from short circuits or electrical shock during/after accident.
- For high voltage applications in electric vehicles, aerospace (including eVTOL) and industrial.

### Features

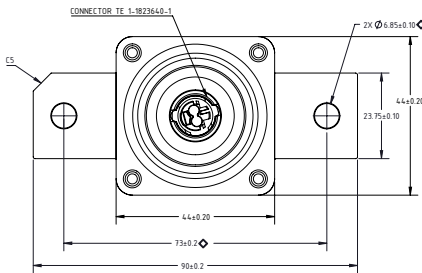
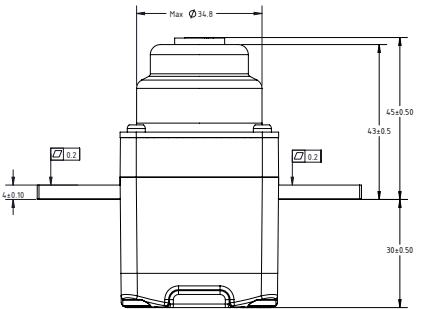
- Active Safety with external trigger.
- Fast disconnect <1ms.
- High post IR >50MΩ@1000V.
- Lightweight design and small form factor.



# PYROFUSE

## Technical Specifications

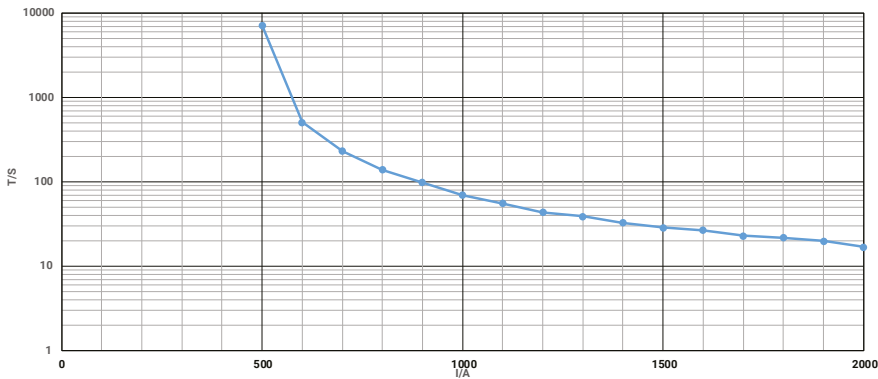
Tolerance, unless otherwise noted:  
All dimensions are in millimeters [millimeter]  
Total weight: 230g ± 5%



Breaking capability	Units
Max breaking capacity Breaking capacities reflect peak values interrupted before max current. Contact Sensata for additional details.	500V/20KA @14uH (2,800J / 10MW) 1000V/18KA @10uH (1,620J / 18MW)
Min breaking capacity	0A
Action time	< 1ms
IR at 1000V@RT after break	50MΩ
<b>Busbar</b>	
Contact raw material (base)	Copper
Plating (lead free)	Sn over Ni
Resistance @RT before break	≤ 40μΩ
Cross section	95mm²
<b>Initiator data</b>	
Pyrotechnics	GTMS igniter (AK-LV 16 & USCAR-28)
Initiator resistance	≥ 1.7Ω and ≤ 2.5Ω
All fire current	≥ 1.75A/0.5ms or ≥1.2A/2.0ms
No fire current	≤ 0.4A/10s or ≤ 5.0A/≤4us
Diagnose current	≤ 100mA
<b>Temperature</b>	
Operating temperature	-40°C ~ +85°C
Environmental temperature	-40°C~ +85°C
Storage temperature	-40°C ~ +65°C
Self-ignition	≥ 250°C
<b>Other specifications</b>	
Vibration resistance acc. to	AK-LV 124
Mech. Shock resistance acc. to	AK-LV 124
Temperature cycle resistance acc. to	AK-LV 124
Chemical load resistance acc. to	AK-LV 124
Terminal on busbar	M6 screw, 12N.m
Terminal on initiator	ISO 19072-1 AKII
Altitude	-400m to 5500m
Flammability	TL1011-A V0, UL94-V0

### CURRENT CARRY

Current Carry(reach to 130°C)vs Time  
(85°C Ambient, 100mm² busbar)



# PYROFUSE

## Technical Specifications

### Ordering Options

Example:
STPS500-001

#### Family

STPS: Sensata Pyro Switch (Pyrofuse)

#### Section

500: 500A continuous current

#### Configuration

-001: Default

### General Notes

1. The connector of pyro fuse has a short-circuit ring structure. While the connector is not fully inserted into the position, the short-circuit ring will short the two pins of the circuit to prevent mis-operation during transportation, installation, and usage.
2. The trigger signal (low voltage) must not be connected to the same ground (or conductor connection) as the high voltage system.
3. Contact Sensata if the electric power level exceeds the breaking capability.
4. Do not use product if it happens to drop.
5. Do not use product if the body is damaged.
6. It is prohibited to trigger pyro fuse with lead-acid or dry battery.

### Agency Approvals & Certifications

1. Product not subject to IATA DGR per UN Recommendations on the TRANSPORT OF DANGEROUS GOODS, Manual of Tests and Criteria, Eighth revised edition; GB/T 14372-2013 Transport of dangerous goods
2. CE certification for B2 design, final design certification in progress
3. ADR certification for B1 design, final design certification in progress
4. SprengG not applicable, per Bundesanstalt für Materialforschung und -prüfung confirmation
5. Classification of Explosives (EX2024092142) with U.S. Department Of Transportation, non-Class 1
6. Special Explosives Device Determination (ATF tracking number EX2024092142) with U.S. Department of Justice



#### RISK OF MATERIAL DAMAGE AND HOT ENCLOSURE

- The product's side panels may be hot, allow the product to cool before touching
- Follow proper mounting instructions including torque values
- Do not allow liquids or foreign objects to enter this product

Failure to follow these instructions can result in severe injury, or equipment damage



#### HAZARD OF ELECTRIC SHOCK, EXPLOSION OR ARC FLASH

- Disconnect all power before installing or working with this equipment
- Verify all connections and replace all covers before turning on power

Failure to follow these instructions will result in death or severe injury.

Datasheets provided by Sensata Technologies, Inc., its subsidiaries and/or affiliates ("Sensata") are solely intended to assist third parties ("Buyers") who are developing systems that incorporate Sensata products (also referred to herein as "components"). Buyer understands and agrees that Buyer remains responsible for using its independent analysis, valuation, and judgment in designing Buyer's systems and products. Sensata datasheets have been created using standard laboratory conditions and engineering practices. Sensata has not conducted any testing other than that specifically described in the published documentation for a particular datasheet. Sensata may make corrections, enhancements, improvements, and other changes to its datasheets or components without notice. Buyers are authorized to use Sensata datasheets with the Sensata component(s) identified in each particular datasheet. HOWEVER, NO OTHER LICENSE, EXPRESS OR IMPLIED, BY ESTOPPEL OR OTHERWISE TO ANY OTHER SENSATA INTELLECTUAL PROPERTY RIGHT, AND NO LICENSE TO ANY THIRD PARTY TECHNOLOGY OR INTELLECTUAL PROPERTY RIGHT, IS GRANTED HEREIN. SENSATA DATASHEETS ARE PROVIDED "AS IS". SENSATA MAKES NO WARRANTIES OR REPRESENTATIONS WITH REGARD TO THE DATASHEETS OR USE OF THE DATASHEETS, EXPRESS, IMPLIED, OR STATUTORY, INCLUDING ACCURACY OR COMPLETENESS. SENSATA DISCLAIMS ANY WARRANTY OF TITLE AND ANY IMPLIED WARRANTIES OF MERCHANTABILITY, FITNESS FOR A PARTICULAR PURPOSE, QUIET ENJOYMENT, QUIET POSSESSION, AND NON-INFRINGEMENT OF ANY THIRD PARTY INTELLECTUAL PROPERTY RIGHTS WITH REGARD TO SENSATA DATASHEETS OR USE THEREOF. All products are sold subject to Sensata's terms and conditions of sale supplied at [www.sensata.com](http://www.sensata.com) SENSATA ASSUMES NO LIABILITY FOR APPLICATIONS ASSISTANCE OR THE DESIGN OF BUYERS' PRODUCTS. BUYER ACKNOWLEDGES AND AGREES THAT IT IS SOLELY RESPONSIBLE FOR COMPLIANCE WITH ALL LEGAL, REGULATORY, AND SAFETY-RELATED REQUIREMENTS CONCERNING ITS PRODUCTS, AND ANY USE OF SENSATA COMPONENTS IN ITS APPLICATIONS, NOTWITHSTANDING ANY APPLICATIONS-RELATED INFORMATION OR SUPPORT THAT MAY BE PROVIDED BY SENSATA. Mailing Address: Sensata Technologies, Inc., 529 Pleasant Street, Attleboro, MA 02703, USA.

Copyright © 2025 Sensata Technologies, Inc.

rev.05/29/2025

Regional head offices:  
United States of America  
Sensata Technologies  
Attleboro, MA  
Phone: 508-236-3800  
E-mail: [support@sensata.com](mailto:support@sensata.com)

Netherlands  
Sensata Technologies  
Holland B.V.  
Hengelo  
Phone: +31 74 357 8000  
E-mail: [support@sensata.com](mailto:support@sensata.com)

China  
Sensata Technologies China  
Co., Ltd.  
Shanghai  
Phone: +8621 2306 1500  
E-mail: [support@sensata.com](mailto:support@sensata.com)

[sensata.com](http://sensata.com)